



# Assessment of Micronutrient Deficiencies in Agricultural Soils of Hasanganj and Auras Blocks, Unnao District, Uttar Pradesh, India: Implications for Sustainable Farming

Ratna Sahay <sup>a</sup>, R.C. Maurya <sup>a</sup>, Chandan Singh <sup>b</sup>,  
S.K. Singh <sup>c</sup>, R.K. Mishra <sup>d</sup>, Pallavi Srivastava <sup>e</sup>,  
N.K. Sharma <sup>f</sup>, Divya Singh <sup>c</sup> and Jay Kumar Yadav <sup>a\*</sup>

<sup>a</sup> Krishi Vigyan Kendra, Dhaura, Unnao-209881, (U.P.), India.

<sup>b</sup> Krishi Vigyan Kendra, Chandauli (U.P.), India.

<sup>c</sup> ANDUAT, Ayodhya(U.P.), India.

<sup>d</sup> IIPR, Kanpur, India.

<sup>e</sup> IU, Lucknow(U.P.), India.

<sup>f</sup> Krishi Vigyan Kendra, Kaushambi (U.P.), India.

## Authors' contributions

This work was carried out in collaboration among all authors. All authors read and approved the final manuscript.

## Article Information

DOI: <https://doi.org/10.9734/jeai/2024/v46i123189>

## Open Peer Review History:

This journal follows the Advanced Open Peer Review policy. Identity of the Reviewers, Editor(s) and additional Reviewers, peer review comments, different versions of the manuscript, comments of the editors, etc are available here: <https://www.sdiarticle5.com/review-history/128378>

Original Research Article

Received: 22/10/2024

Accepted: 24/12/2024

Published: 30/12/2024

\*Corresponding author: E-mail: [jaykumaryadav4556@gmail.com](mailto:jaykumaryadav4556@gmail.com);

**Cite as:** Sahay, Ratna, R.C. Maurya, Chandan Singh, S.K. Singh, R.K. Mishra, Pallavi Srivastava, N.K. Sharma, Divya Singh, and Jay Kumar Yadav. 2024. "Assessment of Micronutrient Deficiencies in Agricultural Soils of Hasanganj and Auras Blocks, Unnao District, Uttar Pradesh, India: Implications for Sustainable Farming". *Journal of Experimental Agriculture International* 46 (12):793-800. <https://doi.org/10.9734/jeai/2024/v46i123189>.

## ABSTRACT

This study evaluated the status of essential micronutrients in the soils of Hasanganj and Auras blocks in Unnao district, Uttar Pradesh, India, during 2020–2021. A total of 200 surface soil samples from five villages in each block were analyzed for zinc, boron, copper, manganese, and iron content. The findings revealed significant deficiencies, particularly in zinc (39.5%) and boron (32.5%), with potential implications for crop productivity and soil health. The study emphasizes the urgent need for balanced nutrient management and soil-specific fertilizer recommendations to address these deficiencies and support sustainable agricultural practices. These results provide a valuable baseline for future research and policy interventions aimed at improving soil fertility and food security.

*Keywords: Micronutrient; zinc; boron; copper; manganese; iron; boron.*

## 1. INTRODUCTION

The increasing population requires higher production and productivity of crops. Achieving the target maintenance of soil fertility is necessary for sustainable agriculture and future food security. Evaluation of the soil fertility of an area or region is a very important aspect of sustainable agriculture production. Soil nutrients govern the fertility of the soil and crop production. Soil fertility is the inherent capacity of soil which provides the nutrients for crop production. Interaction of soil's physical chemical and biological properties results in soil fertility which is directly related to agricultural production (Rakesh et al., 2012, Kumar et al., 2023).

The nutrients need for crops and associated nutrient losses of Indian agriculture are so large and growing each year. Continuous intensive cropping with improper soil management practices and inadequate nutrient use leads to depletion in soil fertility (Sagwal et al., 2023). Imbalanced and inadequate use of chemical fertilizers, improper irrigation practices, and soil erosion are important causes of soil fertility depletion (Meena et al., 2017). Depletion in soil fertility is a major concern because it affects sustainable agriculture production as well as food security (Tan et al., 2005). Other than this over and underuse of fertilizers leads to low productivity, wastage of nutrients, and increase risk of soil pollution (Miao et al., 2011). Lack of knowledge of farmers about soil tests and the fertilizers recommendation guidelines is adversely affecting soil health (Sahay et al., 2019, Meena et al., 2024). Most farmers make decisions about the use of fertilizers on the basis of the cost, subsidy and availability of fertilizers in local markets without knowing the soil fertility status and crop requirement. Farmers often use

nutrients inefficiently to grow crops (Nasrin et al., 2019). Farmers are in the practice of using more urea and phosphoric fertilizers and don't consider the micronutrients as an important factor for crop production. The consumption ratio of NPK in India is about 6.7:2.4:1 as compared to the ideal ratio i.e., 4:2:1. Farmers use more macronutrients fertilizers than the required level it leads to a gap between recommended fertilizer and actual use of fertilizer (Fishman et al. 2016). Both macro and micronutrients are being removed continuously by the crops and depleting the soil fertility (Kumar, 2015).

Intensive continuous rice-wheat cropping system, adoption of high-yielding varieties exhausting nutrient pool in soil (Shukla et al., 2009), other than this lack of using micronutrient fertilizers, manures and negative crop management practice such as residue burning and lower subsidy facilities for micronutrients resulting the more lack of micronutrients in the soils and depleting the soil fertility (Pathak, 2010). The use of high-analysis NPK fertilizers led to a decline in the status of micronutrients in the soil to below normal at which productivity of crops cannot be sustained. Since the crops are utilizing micro elements year after year and generation after generation without adding traces of them, therefore, it becomes imperative to determine their existing status in the soil because their role is significant in crop production. In the absence of balanced nutrition, farmers were losing 8% to 102% of current yields in season 1 and 15% to 24% in each of the succeeding 3 to 4 seasons (Chander, et al., 2014). With proper use of balanced recommended nutrient use practices 30 to 40% increase in crop yield could be achieved in India (Murthy et al., 2015, Singh et al., 2022). Micronutrient-deficit food is produced by micronutrient-deficit soil, it results in micronutrient-deficient disorder in the human

population (Shukla et al., 2014). Important agricultural soils in the world are deficient 49% in Zn, 31% deficient in B, 15% deficient in Mo, 14% deficient in Cu, 10% deficient in Mn, and 3% deficient in F (Sillanpaa, 1990).

Among different micronutrients zinc, iron, copper, manganese and boron are relatively more important. Zinc is one of the most important elements in carbohydrate metabolism, most enzymes that play a role in carbohydrates metabolism are activated by zinc. Zinc regulates the consumption of sugars influencing the growth and development of crops. Most of the Uttar Pradesh district soils are found deficit in zinc content (Kumar et al., 2017,). Copper plays roles in photosynthesis and respiration, including the final transfer of electrons to oxygen. Copper helps to form lignin in cell walls, which provide support to hold plants upright. It is particularly important to the formation of viable pollen, seed set, and stress resistance. It also promotes the formation of vitamin A. Deficiency of Cu in soil has been observed in certain pockets of Uttar Pradesh therefore response of crops to Cu were assed only a few locations (Sakal, 2001). With increasing level of soil pH level of cu in soil decreases (Lindsay, 1972). Iron play's critical role in metabolic processes such as DNA synthesis, respiration, and photosynthesis. Further, many metabolic pathways are activated by iron (Graham et al., 2012).Uttar Pradesh is having a significant percentage of soil deficient in iron content (Shukla et al.,2021). Manganese regulates plant growth, particularly in the oxidation-reduction process and decarboxylation and hydrolysis reactions. More than 25% Mn deficiency is reported in many district of Punjab, Haryana, Tamil Nadu, Rajasthan and Uttar Pradesh (Shukla et al., 2021).Boron is also important in a diverse range of plant functions including cell wall formation and stability, maintenance of structural and functional integrity of biological membranes, movement of sugar or energy into growing parts of plants, pollination, and seed set. Over the replenishment, continuous negligence of boron replenishment led to the emergence of its deficiency across the soils and crops in India. Widespread deficiencies of boron are noticed in the area that was generally considered rich in boron. (Shukla et al., 2012).

Keeping these points in view a study was carried out to judge the status of micronutrient levels in the Unnao district to encourage the balanced use of fertilizers to improve crop productivity because

other than macronutrients it is also essential to maintain the micronutrients level of the soil. The availability of macro and micronutrients in the soil determines the fertility level which governs the crop productivity of that soil (Bharti et al.,2017). The study was undertaken to delineate the status of micronutrients (Fe, Mn, Cu, Zn, and B) in soils of the Unnao district of Uttar Pradesh.

## 2. MATERIALS AND METHODS

Unnao district is located in Uttar Pradesh in the central plain zone and lies between latitude 26° 8' N & longitude 80° 3' E. having sixteen blocks. This study was carried out in Hasanganj and Auras block.ten villages were selected for the study, fine villages from each blocks were selected. A total of 200 surface soil samples (0-15 cm) were collected with the help of a screw auger and composite soil samples were air dried at room temperature, ground, and passed through 2 mm sieve and analysed for different soil parameters. The available micronutrients (Zn, Cu, Fe, Mn & B) were determined by PUSA, Digital Soil Test and Fertilizer Recommendation (STFR) Kit, Mridaparikshak and extracting soil samples with DTPA using atomic absorption spectrophotometer.The study was carried out from 2020 to 2021.

## 3. RESULTS AND DISCUSSION

The available Zinc, copper, iron manganese and boron content in the soils ranged from 0.21 to 2.4, 0.08 to 3.1, 1.0 to 39.3,0.8 to 43.0 and 0.1 to 3.9mg kg<sup>-1</sup>respectively (Table 1).Zinc and boron deficiency was found more prominent in both blocks as compared to other micronutrients.The micronutrient deficiency in the soils of both blocks was recorded on an average in order of zinc (39.5%),boron (32.5%), copper (25%), manganese (17%) and iron (12%).

The level of zinc was found almost same in both blocks i.e., 0.22 to 2.3 mg kg<sup>-1</sup>in Hasanganj and 0.21 to 2.4mg kg<sup>-1</sup>in Auras block (Table 1). Available zinc content level was found deficit in 42 and 37% samples of Hasanganj and Auras blocks respectively.Other than this 54% sample ofHasanganj and 56% samples of Auras blockslies in critical level range (Fig. 1) and are prone to Zn deficiency if proper management practices are not followed.Only 4 and 7% samples were higher in Zn content in Hasanganj and Auras block respectively.Most of the Uttar Pradesh district soils are found deficit in zinc

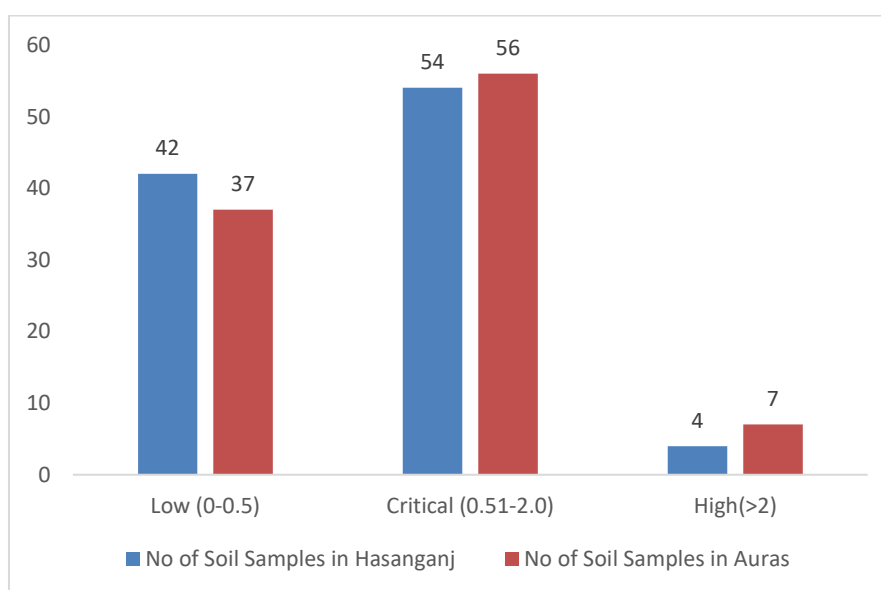
content (Shukla et al., 2021). Zn deficiency is the highest priority among micronutrients for agriculture because its directly linked to the food chain in such a manner that its deficiency is extensive in humans and food crops.

On the basis of test analysis, it was found that on an average 61% of soil samples were found in critical available limit of Cu. In Hasanganj block 27%, 58% and 15% soil samples and in Auras block 23%, 64% and 13% soil samples were low, critical and high in Cu content respectively (Fig. 2). Deficiency of Cu in soil has been observed in certain pockets of Uttar Pradesh (Tiwari & Tiwari, 1993) therefore the response of crops to Cu was assessed in only a few locations. On average Fe was found most deficient as compared to other micronutrients. The Fe content in farmers field vary from 1.0 to 39.3mg/kg (Table 1). Variability of micronutrient in the farmer's field is very high because of the differences in management practices followed by them (Shukla & Behera, 2019). In Auras block 13% of samples were deficit in Fe and in Hasanganj it was deficit in 25% of samples (Fig. 3). In Hasanganj and auras block respectively 32 and 39% of soil

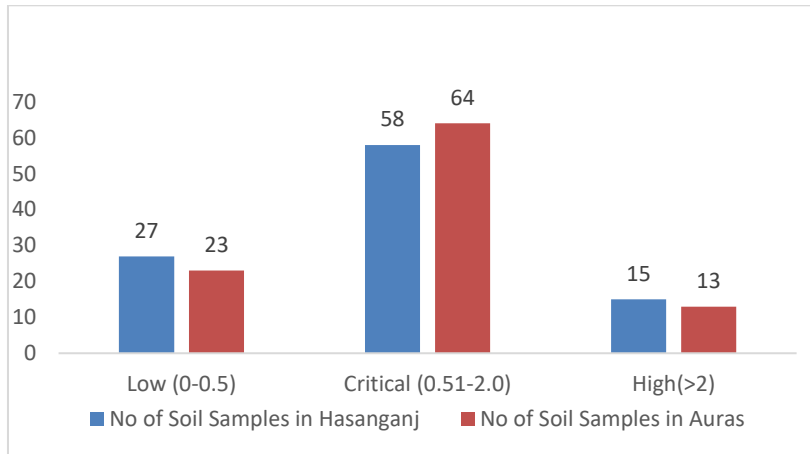
samples were found in critical limit of iron content (Fig. 3). The high pH of soil may be responsible for this level of Fe deficiency. As alkaline pH and moisture deficit situation results in the transformation of Fe from ferrous (Fe<sup>2+</sup> soluble) to ferric (Fe<sup>3+</sup> insoluble) state (Arvind K. Shukla et al.,2021). More than 60% of the samples were found higher in Fe content. On average 48% of soil samples were found higher in Mn content. In Auras Mn content was higher in 52% of samples and in Hasanganj it was higher in 44% of samples (Fig. 4). On average 19.5 % of samples were found deficient in Mn content (Fig. 4). In many districts of Uttar Pradesh, more than 25 % Mn deficiency was reported (Shukla et al., 2021). Boron was found second most deficit micronutrient in these blocks after zinc. Boron deficiency was more prominent in Hasanganj block (36%) as compared to Auras block (29%). Other than this on an average 46% samples were found under critical B content range and 21.5 samples were recorded higher in B content (Fig. 5). Shukla et. al., 2012 also reported in their study about one-third of samples were found deficient in boron content in the analysis of forty thousand samples.

**Table 1. Available micronutrients (mg kg<sup>-1</sup>) status of soil in different blocks of Unnao**

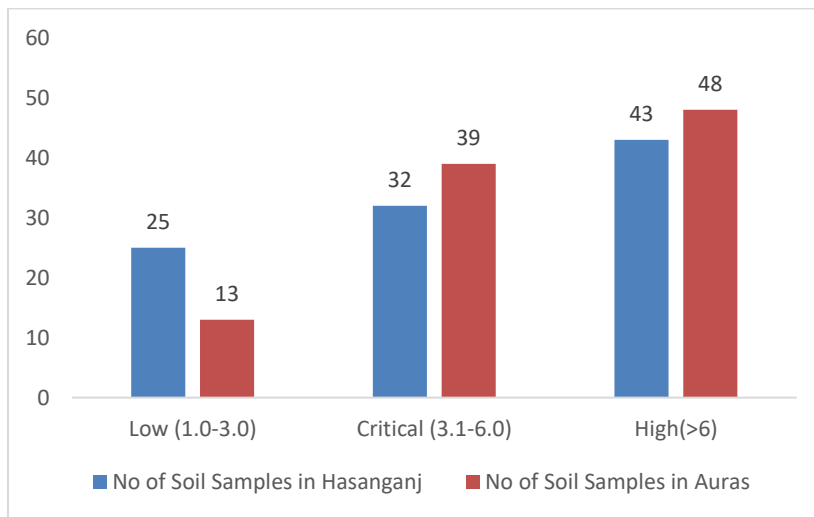
Name of Block	Number of Villages	Number of soil samples	Zinc range (Mg/Kg)	Copper range (Mg/Kg)	Iron range (Mg/Kg)	Manganese range (Mg/Kg)	Boron range (Mg/Kg)
Hasanganj	5	100	0.22-2.3	0.13-2.9	1.0-27.6	1.1-43.0	0.10-3.5
Auras	5	100	0.21-2.4	0.08-3.1	2.7-39.3	0.8-37.8	0.22-3.9



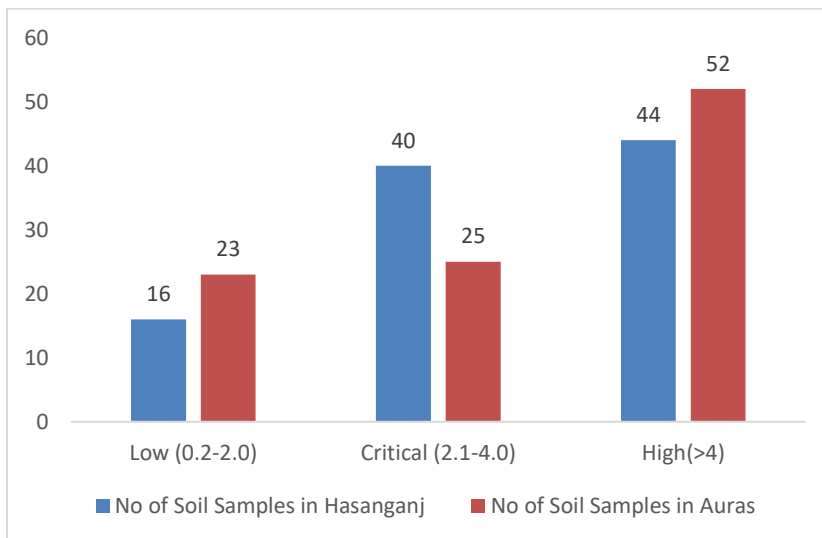
**Fig. 1. Zinc content (mg/kg) level in Hasanganj and Auras blocks**



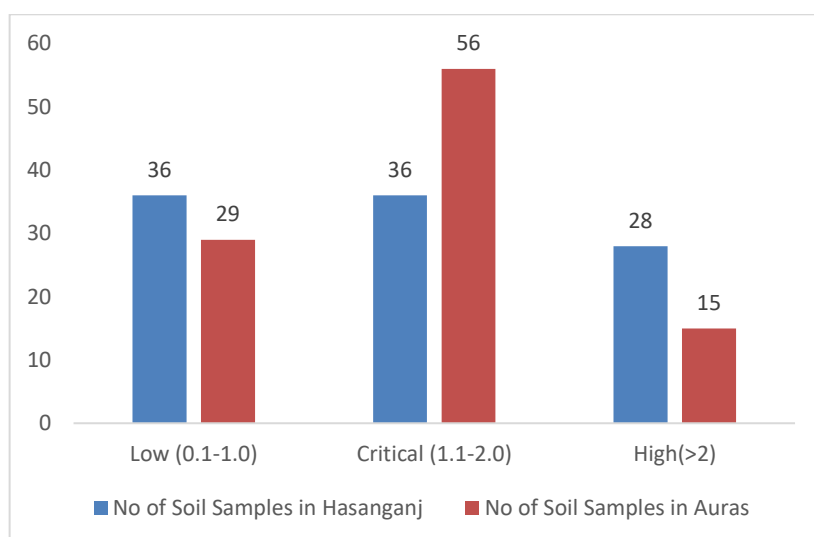
**Fig. 2. Cu content (mg/kg) level in Hasanganj and Auras block**



**Fig. 3. Fe content (mg/kg) level in Hasanganj and Auras block**



**Fig. 4. Mn content (mg/kg) level in Hasanganj and Auras blocks**



**Fig. 5. B content (mg/Kg) level in Hasanganj and Auras block**

#### 4. CONCLUSION

Insufficient micronutrient content soils are unable to produce the good quantity and quality yield. Low organic matter content and use of fertilizers like DAP and Urea in intensive agriculture are key component for micronutrient deficiency. The other factor responsible for lower level of micronutrient in Unnao is negligence of farmers for application of micronutrient fertilizers. Use of straight micronutrient fertilizers and organic matters supplements is best way to meet out the micronutrient deficiency of soils and for quality crop production. There is need to treat the micronutrient deficiencies of soils to obtain a great improvement in quantity and quality produce.

#### DISCLAIMER (ARTIFICIAL INTELLIGENCE)

Author(s) hereby declare that NO generative AI technologies such as Large Language Models (ChatGPT, COPILOT, etc.) and text-to-image generators have been used during the writing or editing of this manuscript.

#### COMPETING INTERESTS

Authors have declared that no competing interests exist.

#### REFERENCES

Bharti, V.S., Dotaniya, M.L., Shukla, S. P., Yadav, V.K. 2017. Managing soil fertility

through microbes: prospects, challenges and future strategies. In *Argo Environmental Sustainability* (Singh, J. S., Seneviratne, G. Eds.). Springer, Pp. 81-111. DOI 10.1007/978-3-319-49724-2\_5.

Chander, G., Wani, S.P., Sahrwat, K.L., Dixit, S., Venkateswarlu, B., Rajesh, C., Rao, P.N., Pardhasaradhi, G. 2014. Soil test based nutrient balancing improved crop productivity and rural livelihoods: case study from rainfed semi-arid tropics in Andhra Pradesh, India. *Archives of Agronomy and Soil Science*, 60(8), 1051-1066.

Fishman, R., Kishore, A., Rothler, Y., Ward, P. 2016. Can information help reduce imbalanced application of fertilizers in India? *Experimental evidence from Bihar* (No. 235705). *Agriculture and Applied Economics Association*.

Graham, R. D., Knez, M., Welch, R.M. 2012. How much nutritional Iron deficiency in humans globally is due to an underlying zinc deficiency? *Advances in Agronomy*. 115, 1-40.

Kumar, Ajeet (2015) Spatial Distribution of Macro and Micro Nutrients in soils of Saharsa district of Bihar. *An Asian Journal of Soil Science (An International Refereed Research Journal)*. 10 (2): 276-282, (December, 2015). e ISSN No. 0976-7231; ISSN NO. 0973-4775; SI. No.:109; NAAS Journal ID: A 109; NAAS Score: 3.19. <https://hal.science/hal-04676717>.

- Kumar, Ajeet., Chattopadhyay, S. and Meena, S.K. (2023) Soil Fertility Assessment of Sugarcane Growing Villages in Samastipur District of Bihar. *Environment and Ecology*. 41 (2): 759-764, April-June 2023. ISSN 0970-0420. NAAS Score: 5.25. <https://hal.science/hal-04676939>.
- Kumar, G., Singh, A., Kumar, R. 2017. Status of Available Zinc and Their Relationship with Soil Properties in Soils of Rae Bareilly District of Uttar Pradesh, India. *Int.J.Curr.Microbiol.App.Sci*. 6(12), 1968-1971.
- Lindsay, W.L. 1972. Inorganic phase equilibria of micronutrients in soils. In: *Micronutrients in agriculture*. Soil Sci. Soc. Am. Madison. Pp. 41-57
- Meena, n.K., Gautam, R., Tiwari, P., Sharma, P. 2017. Nutrient losses in soil due to erosion. *J. Pharmacognosy & Phytochemistry*. SPI: 1009-1011.
- Meena, S.K., Kumar, Ajeet., Meena, K.R., Sinha, S.K., Rana, L., Singh, A.K., Parewa, H.P. and Meena, V.S (2024). Advanced and Emerging Techniques in Soil Health Management. Pages: 343-362; In: Bhatia, R.K., Walia, A. (eds) *Advancements in Microbial Biotechnology for Soil Health. Microorganisms for Sustainability*, vol 50. Springer, Singapore. [https://doi.org/10.1007/978-981-99-9482-3\\_15](https://doi.org/10.1007/978-981-99-9482-3_15).
- Miao, Y., Stewart, B.A., Zhang, F. 2011. Long term experiments for sustainable nutrient management in China. A review. *Agron Sustain Dev*. 31,397-414.
- Murthy, K.M., Rao, A.U., Vijay, D., Sridhar, T.V. 2015. Effect of levels of nitrogen, phosphorus and potassium on the performance of rice. *Indian J Agric Res*. 49(1), 83-87.
- Nasrin, M., Bauer, S., Arman, M. 2019. Dataset on measuring perception about fertilizer subsidy policy and factors behind different farm level fertilizers usage in Bangladesh. *Data Br* 22, 851-858.
- Pathak, H., 2010. Trend of fertility status of Indian Soils. *Current Advances in Agriculture Science*. 2(1), 10-12
- Rakesh, k., Rakesh, K.U.K., Brijesh, Y. 2012. Vertical distribution of physiochemical properties under different topo-sequence in soils of Jharkhand. *Journal of Agric. Physics*. 12(1), 63-69.
- Sagwal, Aaditya, Priyanshu Wadhwa, Shubham, and Shilpa Kaushal. 2023. "Essentiality of Micronutrients in Soil: A Review". *International Journal of Plant & Soil Science* 35 (24):56-65. <https://doi.org/10.9734/ijpss/2023/v35i244297>.
- Sahay, R., Singh, A.K., Singh, A., Maurya, R.C., Tiwari, D.K., Singh, S. 2019. Impact of soil health card in Unnao district of Uttar Pradesh. *Indian J. of Extension Education*. 55,(3) 101-103.
- Sakal, R. 2001. Efficient management of micronutrients for sustainable crop production. *J. Ind. Society of Soil science*. 49,593-608.
- Shukla A.K., Tiwari, P.K., Prakash, C. 2014. Micronutrients deficiencies vis-à-vis food and nutritional security of India. *Indian J. Fert*. 10(12), 94-112.
- Shukla, A.K., Behera, S.K. 2019. AICRP on micronutrient and secondary nutrients and pollutant elements in soils and plants: Research achievements and future thrusts. *Indian J. of Fertilizers*. 15(5). 522-543.
- Shukla, A.K., Behera, S.K., Rao, S., Singh, A.K., 2012. State-wise micro and secondary nutrients recommendation for different crops and cropping systems. *Res. Bull.*, No. 1/2012. AICRP of micro and secondary nutrients and pollutant elements in soils and plants. IISS, Bhopal. 1-77.
- Shukla, A.K., Dwivedi, B.S., Singh, V.K. 2009. Macro role of micronutrients. *Indian journal of Fertilizers*. 5(5), 11-30
- Shukla, K., Behra S.K., Prakesh., C. 2021. Deficiency of phyto-available sulphur, zinc, boron, iron, copper and manganese in soils of India. *Sci Rep*. 11, 19760.
- Sillanpaa, M. 1990. Micronutrient assessment at country level: An International study. *Soils Bulletin No. 63*, FAO, Rome, 208p.
- Singh, S. K., Pal, S., Singh, P., Tiwari, S., Kashiwar, S. R., and Ajeet Kumar (2022) Spatial Variability of Soil Chemical Properties in Patna, Vaishali and Saran Districts Adjoining the Ganga River, Bihar, India. *International Journal of Bio-resource and Stress Management, IJBSM* March 2022, 13(3): 283-291, Print ISSN 0976-3988 Online ISSN 0976-4038, <https://doi.org/10.23910/1.2022.2654>
- Tan, Z. X., Lal, R. Wiebe, K.D. 2005. Global soil nutrient depletion and yield reduction. *J. Sustainable Agric*. 26(1). 123-146.

Tiwari, K. N., Tiwari, S. 1993. Management of mineral stress in soils of Uttar Pradesh. In: management of productivity constrained U.P. soils (Eds.: Mehrotra, N.K. and Garg V.K.) Proc. Seminar 1992, Lucknow Chapter, Ind. Soci. Of Soil Sci, Lucknow.pp. 84-93.

**Disclaimer/Publisher's Note:** The statements, opinions and data contained in all publications are solely those of the individual author(s) and contributor(s) and not of the publisher and/or the editor(s). This publisher and/or the editor(s) disclaim responsibility for any injury to people or property resulting from any ideas, methods, instructions or products referred to in the content.

© Copyright (2024): Author(s). The licensee is the journal publisher. This is an Open Access article distributed under the terms of the Creative Commons Attribution License (<http://creativecommons.org/licenses/by/4.0>), which permits unrestricted use, distribution, and reproduction in any medium, provided the original work is properly cited.

*Peer-review history:*

*The peer review history for this paper can be accessed here:*

<https://www.sdiarticle5.com/review-history/128378>